6720808935
(2019/08) Ri

CSW 14/75-3, 24/75-3, 30-3; SP400-2, 400-3

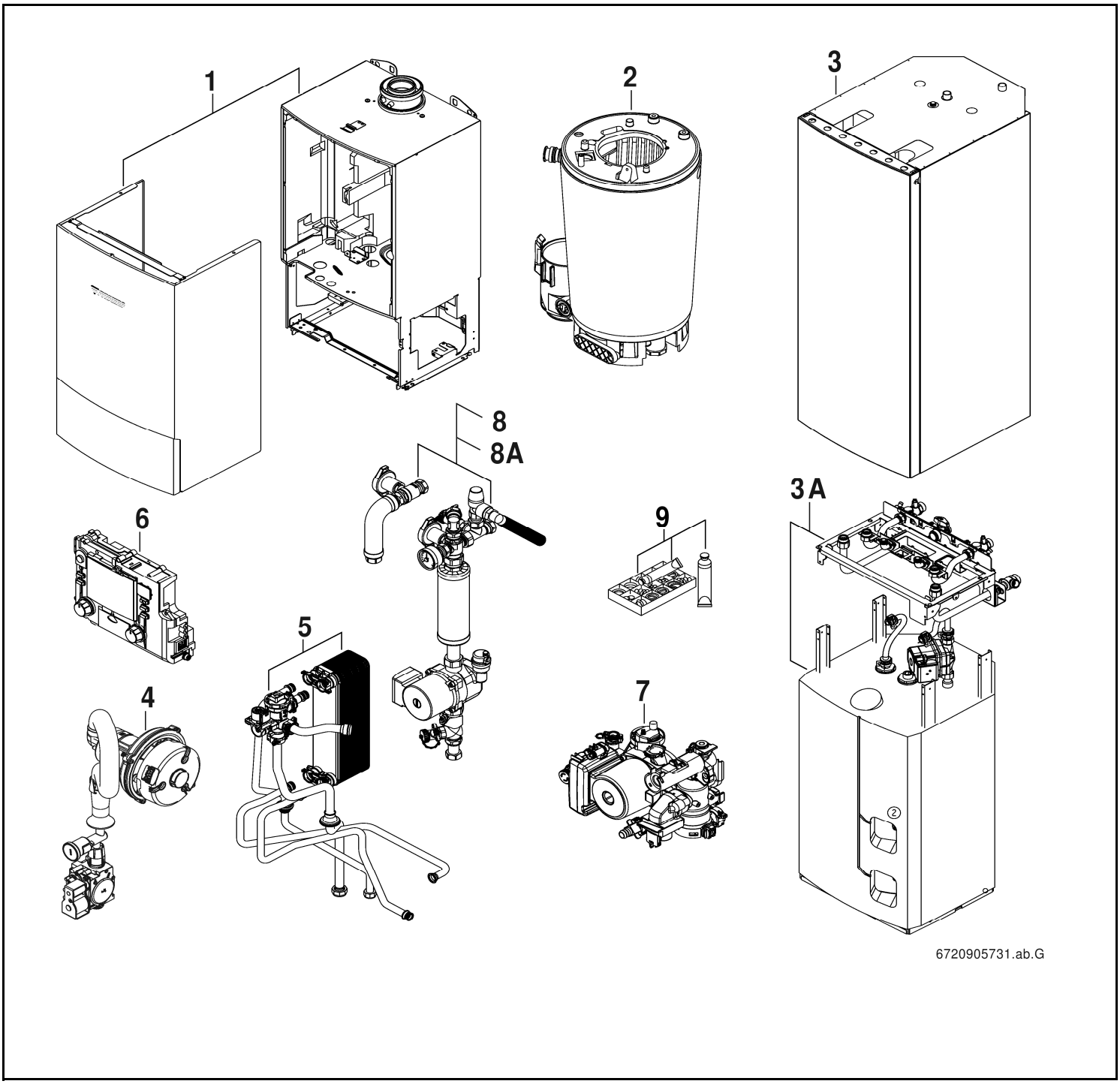

JUNKERS
Bosch Grupė

[de] Wichtige Hinweise zur Installation/Montage

Die Installation/Montage muss durch eine für die Arbeiten zugelassene Fachkraft unter Beachtung der geltenden Vorschriften erfolgen.

[en] Important notes on installation/assembly

The installation/assembly must be carried out by a professional who is authorised to do the work, and with due regard to the relevant regulations.

[fr] Instructions importantes pour l'installation/le montage

L'installation/le montage doit être effectué(e) par un spécialiste qualifié pour les opérations concernées et dans le respect des prescriptions applicables.

[bg] Важни указания във връзка с инсталацията/монтажа

Инсталацията/монтажът трябва да се извършва от лицензиран за работите специалист в съответствие с приложимите разпоредби.

[cs] Důležité pokyny k instalaci/montáži

Instalaci/montáž musí při dodržení platných předpisů provést odborný pracovník s příslušným oprávněním pro tyto práce.

[da] Vigtige anvisninger til installationen/monteringen

Installationen/monteringen skal foretages af en godkendt installatør under overholdelse af de gældende forskrifter.

[el] Σημαντικές υποδείξεις για την εγκατάσταση/συναρμολόγηση

Η εγκατάσταση/συναρμολόγηση πρέπει να πραγματοποιείται από εξουσιοδοτημένο για τις εργασίες αυτές τεχνικό προσωπικό, το οποίο θα πρέπει να φροντίζει ώστε να τηρούνται οι ισχύουσες διατάξεις.

[es] Indicaciones importantes para instalación/montaje

La instalación/el montaje lo debe realizar personal especializado autorizado para los trabajos, respetando las prescripciones vigentes.

[et] Olulised juhised paigaldamiseks/montaažiks

Paigaldamist/montaaži tohib läbi viia selleks volitusi omav spetsialist, arvestades kehtivaid nõudeid.

[fl] Belangrijke aanwijzingen betreffende de installatie/montage

De installatie/montage moet worden uitgevoerd door een voor de werkzaamheden geautoriseerde installateur. Hij moet rekening houden met de geldende voorschriften.

[fi] Tärkeitä asennus- ja kokoonpano-ohjeita

Näihin töihin hyväksytyn ammattiasentajan pitää suorittaa asennus- ja kokoonpanotyöt voimassa olevien määräysten mukaisesti.

[hu] Fontos tudnivalók az installáláshoz/szereléshez

Az installálást/szerelést egy, a munkákra felhatalmazott szakembernek kell végeznie, az érvényes előírások figyelembevételével.

[it] Avvertenze importanti per l'installazione/il montaggio

L'installazione/il montaggio deve aver luogo ad opera di una ditta specializzata ed autorizzata in osservanza delle disposizioni vigenti.

[he] მნიშვნელოვანი მითითებები ინსტალაციისთვის/მონტაჟისათვის

ინსტალაცია/მონტაჟი უნდა განხორციელდეს სამუშაოებისთვის დაშვებული კვალიფიციური პერსონალის მიერ, მოქმედი განაწესის დაცვით.

[lt] Svarbios instaliavimo ir (arba) montavimo nuorodos

Instaliuoti ir montuoti, laikantis galiojančių taisyklių, leidžiama kvalifikuotiems specialistams, kurie buvo įgalioti šiems darbams atlikti.

[lv] Svarīgi norādījumi par iekārtas uzstādīšanu / montāžu

Iekārtas uzstādīšanu/montāžu ir jāveic specializētam sertificētam speciālistam, ievērojot spēkā esošos noteikumus.

[nl] Belangrijke aanwijzingen betreffende de installatie/montage

De installatie/montage moet worden uitgevoerd door een voor de werkzaamheden geautoriseerde installateur rekening houdend met de geldende voorschriften.

[no] Viktig informasjon om installasjon/montering

Installasjonen/monteringen skal gjennomføres av autoriserte installatører, og gjeldende forskrifter skal følges.

[pl] Ważne wskazówki dotyczące instalacji/montażu

Instalacja /montaż muszą być wykonane przez uprawnionego do tego rodzaju prac specjalistę przy zachowaniu obowiązujących przepisów.

[pt] Indicações importantes relativas à instalação/montagem

A instalação/montagem deve ser efetuada por um técnico especializado com qualificações para estes trabalhos, tendo em atenção os regulamentos em vigor.

[ro] Indicaţii importante privind instalarea/montajul

Instalarea/montajul trebuie realizate de către un specialist autorizat pentru lucrările respective, respectându-se prescripţiile valabile.

[ru] Важные указания по подключению/монтажу

Подключение/монтаж должны выполнять специалисты, имеющие допуск к выполнению таких работ, при соблюдении действующих норм и правил.

[sk] Dôležité pokyny týkajúce sa inštalácie/montáže

Inštaláciu/montáž musí realizovať odborník s oprávnením na výkon týchto prác, pričom musí dodržovať platné predpisy.

[sl] Pomembni napotki za namestitev/montažo

Namestitev/montažo mora izvesti strokovnjak, pristojen za tovrstna dela, ob upošte vanju veljavnih predpisov.

[sr] Važna uputstva za ugradnju i montažu

Ugradnju i montažu moraju da obave samo stručna lica ovlašćena za izvođenje takvih radova koja će poštovati važeće propise.

[sv] Viktiga anvisningar för installation/montering

Installationen/monteringen måste utföras av en behörig och fackkunnig person enligt gällande föreskrifter.

[tr] Kurulum/Montaj ile ilgili önemli uyarılar

Kurulum/Montaj çalışmaları sadece yetkili bayiler tarafından aşağıda belirtilen talimatlar dikkate alınarak yapılmalıdır.

[uk] Важливі вказівки щодо установки/монтажу

Установку/монтаж мають здійснювати фахівці, що мають дозвіл на проведення цих робіт, із дотримання чинних приписів.

[zh] 安装方面的重要提示

必须由受到许可承担该项工作的专业人员遵照相关法规进行安装。

[ar] ملاحظات هامة للتركيب/التجميع

يجب أن يتم التركيب/التجميع من قبل متخصص مصرح له بالعمل، مع مراعاة اللوائح السارية.

[fa] تذکرات مهم درباره نصب/مونتاژ

نصب/مونتاژ باید توسط فردی حرفه ای که مجاز به انجام این کار است، و همچنین با توجه کامل به مقررات مربوطه انجام شود.

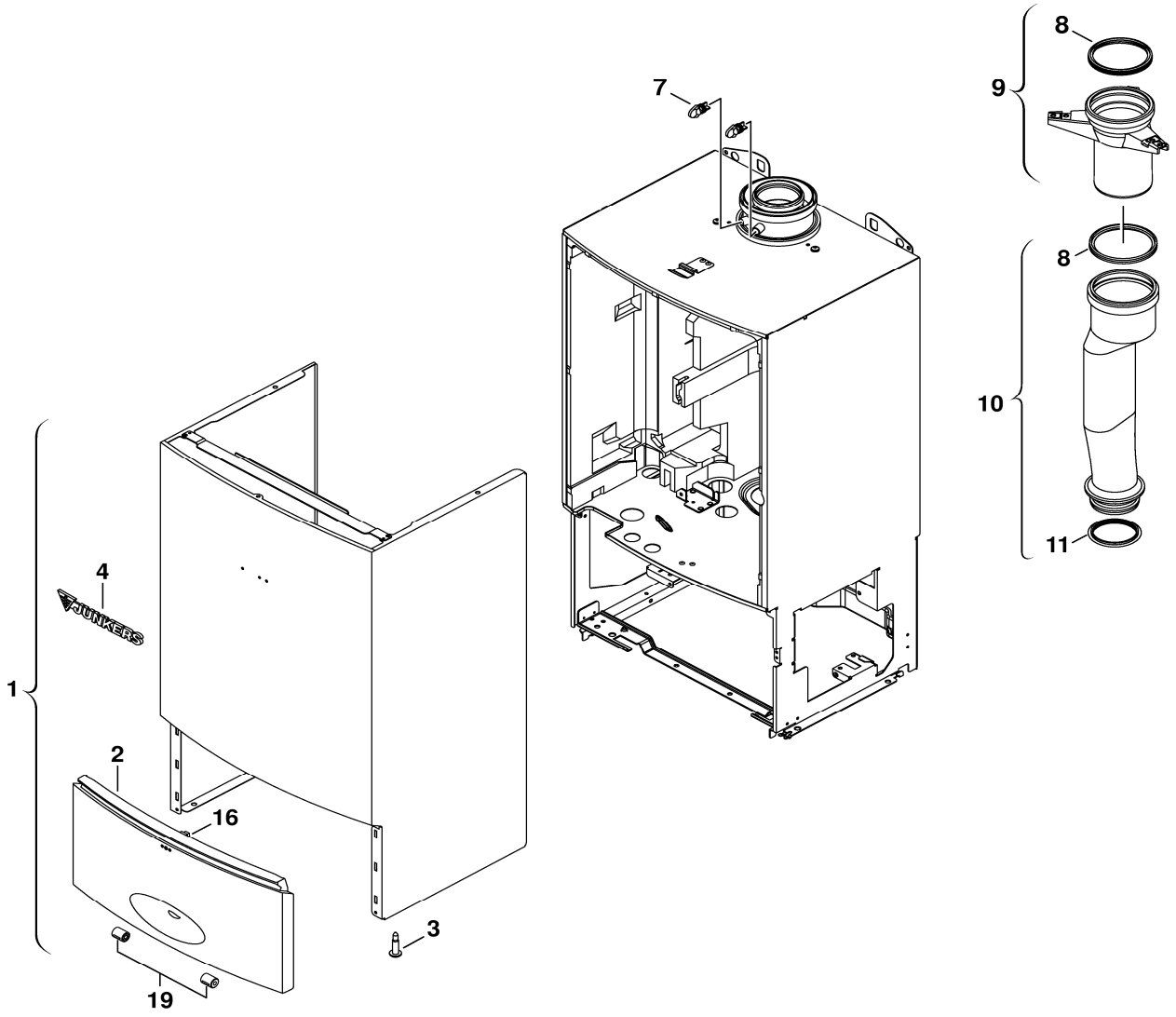

6720905732.AA/G

Sheet metal

1

CSW 14/75-3, 24/75-3, 30-3
SP400-2, 400-3

Pos	Description	Ordering no.	PG	CSW14/75-3	CSW24/75-3	CSW30-3														Remarks
1	Front shell	8 715 401 456 0	50	■	■	■														
2	Cover	8 715 506 694 0	38	■	■	■														
3	Screw M5X22 (10x)	8 713 403 026 0	11	■	■	■														
4	Logo Junkers	8 701 103 136 0	12	■	■	■														
7	Grommet	8 716 763 266 0	16	■	■	■														
8	Washer Ø80mm	8 711 004 232 0	19	■	■	■														
9	Exhaust pipe union	8 710 735 296 0	23	■	■	■														
10	Flue gas duct	8 710 735 081 0	40	■	■	■														
11	Seal exaust 59dia (10x)	8 711 004 321 0	20	■	■	■														
16	Latch (1x)	8 718 224 302 0	10	■	■	■														
19	Damper (2x)	8 718 224 267 0	14	■	■	■														
	Vertical flue adaptor 80/125mm	7 719 002 433				■														

CSW 14/75-3, 24/75-3, 30-3
SP400-2, 400-3

Sheet metal

1

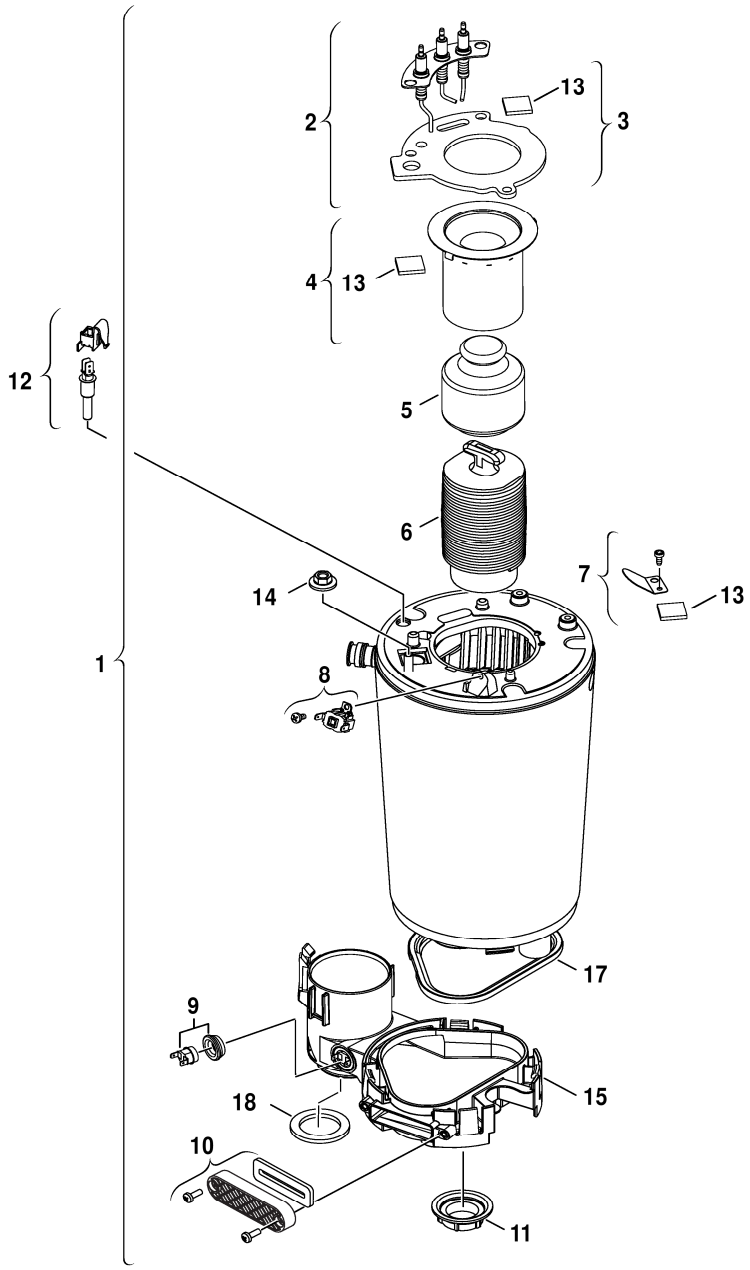

8738892650.aa.RO

Burner/Heat exchanger

CSW 14/75-3, 24/75-3, 30-3
SP400-2, 400-3

2

Pos	Description	Ordering no.	PG	CSW14/75-3	CSW24/75-3	CSW30-3														Remarks
1	Heating block	8 718 663 959 0	59	■																
1	Heating block	8 718 664 061 0	59		■	■														
2	Electrodes	8 718 107 087 0	31	■	■	■														
3	Washer	8 711 004 325 0	19	■	■	■														
4	Burner	8 718 120 616 0	41	■																
4	Burner	8 718 120 609 0	41		■	■														
5	Displacement body	8 715 405 196 0	33	■	■	■														
6	Displacement body	8 718 225 640 0	32	■	■	■														
7	Set of mirrors	8 715 600 024 0	16	■	■	■														
8	High Limit Stat 120 dec	8 707 206 196 0	17	■	■	■														
9	Temperature limiter assy	8 710 506 267 0	23	■	■	■														
10	Cover - Service Access	8 715 503 528 0	15	■	■	■														
11	Nut	8 713 301 114 0	10	■	■	■														
12	Temperature sensor	8 714 500 087 0	22	■	■	■														
13	Inspection window	8 715 600 018 0	11	■	■	■														
14	Flanged Nut M8	8 713 301 180 0	14	■	■	■														
15	Condensate receiver	8 737 701 474 0	30	■	■	■														
17	Seal	8 711 004 324 0	19	■	■	■														
18	Set of washers	8 710 103 206 0	10	■	■	■														
	Service Kit WB6	8 737 706 421	35	■	■	■														

CSW 14/75-3, 24/75-3, 30-3
SP400-2, 400-3

Burner/Heat exchanger

2

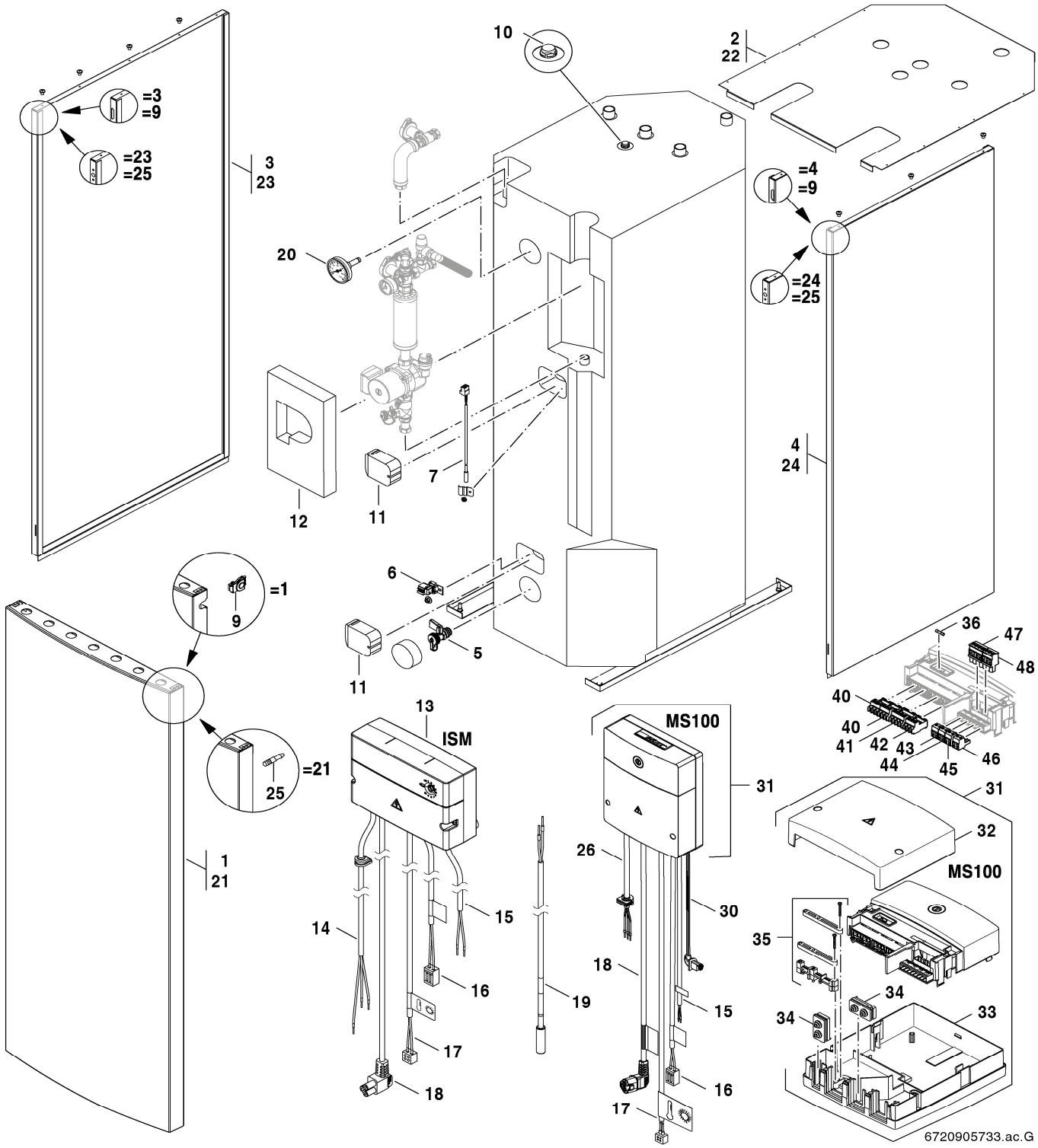

Storage tank

CSW 14/75-3, 24/75-3, 30-3
SP400-2, 400-3

3

Pos	Description	Ordering no.	PG	SP400 SHU-4 C	SP400-2	SP400-3														Remarks
1	front panel / wall	8 718 225 565 0	54		■															<= FD207 (07.2012)
2	Cover	8 718 225 573 0	48		■															<= FD207 (07.2012)
3	side panel large	8 718 225 571 0	52		■															<= FD207 (07.2012)
4	side panel short	8 718 225 569 0	49		■															<= FD207 (07.2012)
5	Filling valve	8 738 505 955 0	22	■	■	■														
6	Temperature sensor	8 714 500 123 0	25	■	■	■														
7	Temperature Sensor	8 714 500 092 0	25	■	■	■														
9	Lock	8 711 304 872 0	13		■															<= FD207 (07.2012)
10	Air vent valve 3/8"	8 716 838 449 0	23	■	■	■														
11	Cover NTC - Soft Foam Packed	8 735 100 300	26	■	■	■														
12	Insulation Pump packed	8 735 100 890		■	■	■														
13	controller ISM	8 718 225 496 0	55		■															
14	cable 230V	8 718 225 497 0	32		■															
15	cable BUS	8 718 225 498 0	31	■	■	■														
16	Cable ISM-cylinder NTC	8 718 222 896 0	38	■	■	■														
17	Cable PT1000	8 714 402 127 0	29	■	■	■														
18	Pump cable solar	8 714 402 131 0	30	■	■	■														
19	Solar collector sensor 35x6	8 747 208 172 0	32	■	■	■														
20	Thermometer	8 717 208 050 0	31	■	■	■														
21	front panel / wall	8 737 702 927 0	54	■	■	■														>= FD208 (08.2012)
22	Cover	8 737 702 930 0	48	■	■	■														>= FD208 (08.2012)
23	side panel large	8 737 702 929 0	49	■	■	■														>= FD208 (08.2012)
24	side panel short	8 737 702 928 0	49	■	■	■														>= FD208 (08.2012)
25	Shape Screw M4 (1x) packed	8 713 407 021 0	12	■	■	■														>= FD208 (08.2012)
26	cable 230 V Solar	8 737 702 119 0	31	■		■														
30	Cable pump PWM	8 718 664 247 0	32	■		■														
31	Programmer MS100 packed	8 737 705 405	50	■		■														
32	Cover Fitting “S” Type Module	8 737 707 009	23	■		■														
33	casing lower housing xM100 white	8 737 704 481 0	22	■		■														
34	Grommet feed 2-pole	8 737 704 495 0	12	■		■														
35	Installation material	8 737 704 483 0	19	■		■														
36	Fusing element set IEC127-2/3 T5,0 (10x)	63017674	22	■		■														
40	Connector 3-pole white	7 747 023 981	21	■		■														
41	Connector 4-pole*** violet	8 737 704 489 0	14	■		■														
42	Connector 3-pole yellow	8 737 702 301 0	22	■		■														
43	Connector 2-pol EMS yellow	8 718 586 794	14	■		■														
44	Connecting terminal 2-pol grey	8 718 224 907 0	22	■		■														
45	Connecting terminal 2-polig WA maygreen	7 747 023 154	21	■		■														
46	Connector 2-pole white	7 747 023 129	18	■		■														
47	Connector 4-pole U ochre	8 718 585 554	13	■		■														
48	Connector 3-pole*** yellow	8 737 704 490 0	14	■		■														
	Collector sensor RD 6,0 20k 2500mm	63006625	31	■		■														
	Sensor tempr RD 6,0 10k 3000mm	63026035	28	■		■														
	Accessory kit No. 1463 Installation set	7 719 003 850		■	■	■														2x Wellrohr 1" isol. 3mtr.

CSW 14/75-3, 24/75-3, 30-3
SP400-2, 400-3

Storage tank

3

Spare parts list

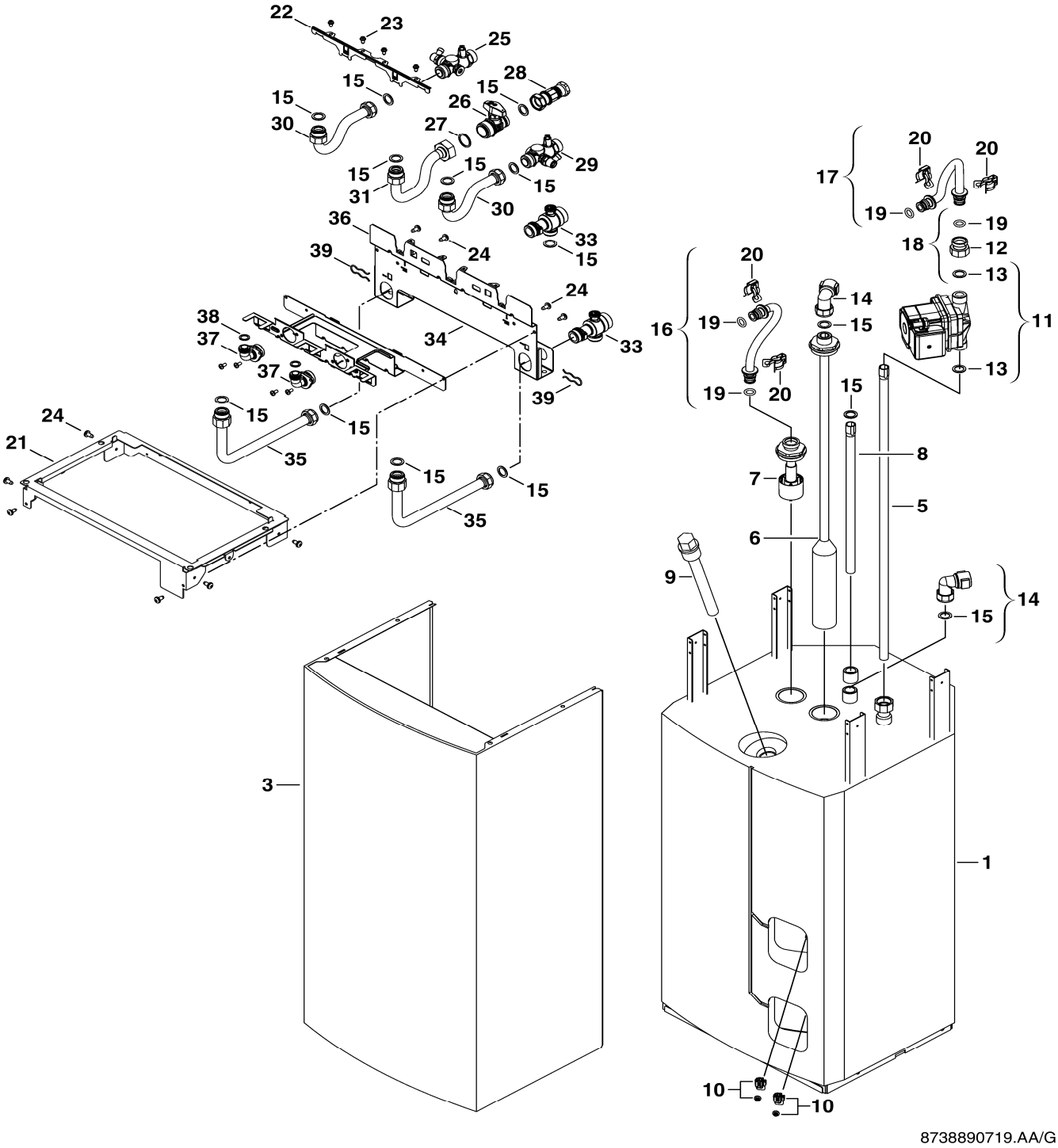

3 Storage tank

A

CSW 14/75-3, 24/75-3, 30-3
SP400-2, 400-3

01.08.2019 10 6720808935

Pos	Description	Ordering no.	PG	CSW14/75-3	CSW24/75-3															Remarks
1	Reservoir	8 718 222 513 0	73	■	■															
3	Outer_case	8 718 221 089 0	45	■	■															
5	Pipe- Immersion tube	8 718 223 842 0	37	■	■															
6	Pipe- Immersion tube	8 718 223 843 0	37	■	■															
7	Distributor 75L	8 718 223 880 0	39	■	■															
8	Immersion tube 75L 360mm	8 718 223 844 0	27	■	■															
9	Anode 1" 325mm	8 719 928 226 0	29	■	■															
10	Temperature sensor	8 714 500 123 0	25	■	■															
11	pump suitable for drinkwater	8 718 225 109 0	49	■	■															
12	Adapter	8 718 223 361 0	21	■	■															
13	Washer 1" (10x)	8 710 103 046 0	12	■	■															
14	Fitting assembly	8 718 662 066 0	28	■	■															
15	Washer 23.9x17.2x1.5 (10x)	8 710 103 043 0	12	■	■															
16	Pipe	8 718 226 166 0	31	■	■															
17	Pipe	8 718 226 389 0	32	■	■															
18	Adapter	8 718 223 361 0	21	■	■															
19	O-ring 13,87x3,53 (10x)	8 716 771 155 0	22	■	■															
20	Clip (10x)	8 711 200 024 0	22	■	■															
21	Panel carrierpanel coated	8 718 221 394 0	40	■	■															
22	Fixing bracket	8 718 005 819 0	16	■	■															
23	Screw 4.8 hex head	8 713 403 036 0	14	■	■															
24	Screw 4,8x13 (10x) packed	2 910 611 432 0	10	■	■															
25	Valve	8 737 700 293 0	33	■	■															
26	Gas cock	8 717 405 259 0	28	■	■															
27	Fibre washer 25x30x1.5 (10x)	8 710 103 014 0	13	■	■															
28	Fire protection valve	8 717 405 271 0	26	■	■															
29	Valve	8 737 700 292 0	33	■	■															
30	Pipe	8 737 700 249 0	28	■	■															
31	Pipe	8 737 700 248 0	31	■	■															
33	shut-off valve 3/4"x1"	8 718 225 347 0	34	■	■															
34	holding plate	8 737 701 392 0	33	■	■															
35	Pipe	8 718 226 393 0	27	■	■															
36	holding plate	8 737 701 391 0	34	■	■															
37	Elbow	8 718 226 171 0	29	■	■															
38	Washer 18.6x13.5x1.5 (10x)	8 710 103 045 0	11	■	■															
39	Wireform spring (10x)	8 714 606 004 0	21	■	■															
	Zub.Nr.1113	7 719 002 825		■	■															

CSW 14/75-3, 24/75-3, 30-3
SP400-2, 400-3

Storage tank

3A

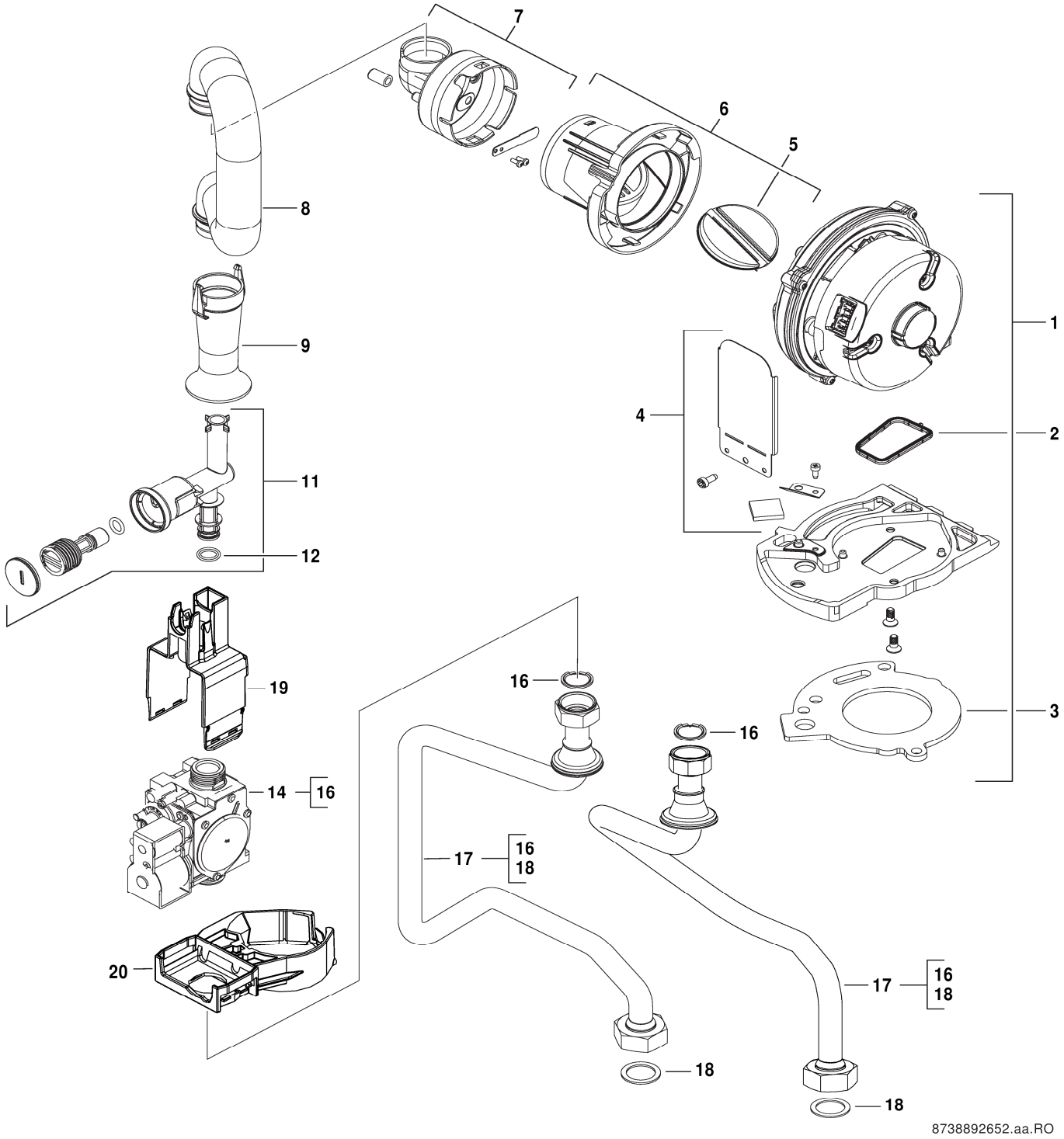

Gas valve

CSW 14/75-3, 24/75-3, 30-3
SP400-2, 400-3

4

Pos	Description	Ordering no.	PG	CSW14/75-3	CSW24/75-3	CSW30-3														Remarks
1	Centrifugal blower	8 718 224 207 0	48	■	■	■														
2	Seal centrifugal blower	8 718 660 208 0	12	■	■	■														
3	Washer	8 711 004 325 0	19	■	■	■														
4	Set of mirrors	8 715 600 024 0	16	■	■	■														
5	Diaphragm	8 718 222 845 0	20	■	■	■														
6	Casing	8 718 222 844 0	19	■	■	■														
7	Air limiter	8 718 222 843 0	22	■																
7	Air limiter	8 718 660 117 0	19		■	■														
8	Flow pipe	8 718 660 226 0	20	■	■	■														
9	Throttle bush	8 718 660 227 0	17	■	■	■														
11	Gas pipe	8 718 660 205 0	20	■																
11	Gas pipe	8 718 660 203 0	16		■	■														
12	O-Ring 12x3 (10x)	8 710 205 089 0	11	■	■	■														
14	Gas valve SIT 848 HNBR	8 718 226 434 0	44	■																
14	Gas valve SIT 848	8 718 221 347 0	44		■	■														
16	Washer 18,3x24,3 (10x)	8 710 103 161 0	22	■	■	■														
17	gas pipe	8 718 226 428 0	32	■	■															
17	gas pipe	8 718 224 883 0	32			■														
18	Washer 23.9x17.2x1.5 (10x)	8 710 103 043 0	12	■	■															
18	Fibre washer 25x30x1.5 (10x)	8 710 103 014 0	13			■														
19	casing	8 718 225 730 0	18	■	■	■														
20	fixing bracket	8 718 225 729 0	19	■	■	■														

CSW 14/75-3, 24/75-3, 30-3
SP400-2, 400-3

Gas valve

4

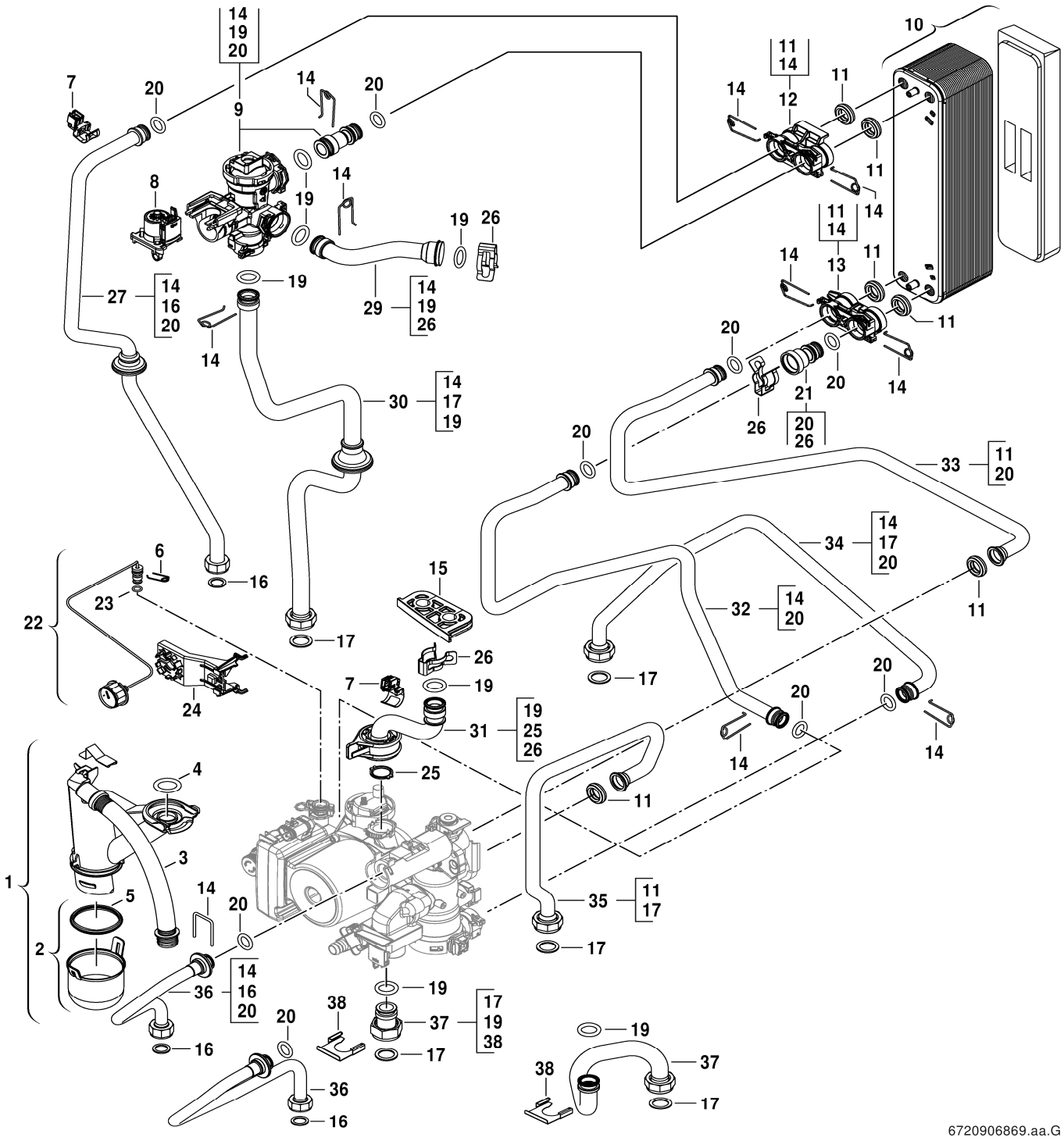

Tubes

CSW 14/75-3, 24/75-3, 30-3
SP400-2, 400-3

5

Pos	Description	Ordering no.	PG	CSW14/75-3	CSW24/75-3	CSW30-3														Remarks
1	Siphon	8 710 506 271 0	26	■	■	■														
2	Cover	8 710 506 273 0	14	■	■	■														
3	Hose	8 718 220 106 0	14	■	■	■														
4	O-ring 26,34 x 5,33 (5x)	8 710 205 098 0	22	■	■	■														
5	Washer set	8 710 103 154 0	25	■	■	■														
6	Retaining spring 10mm (10x)	8 716 771 167 0	12	■	■	■														
7	Temperature sensor	8 714 500 117 0	25	■	■	■														
8	motor	8 718 225 427 0	42	■	■	■														
9	valve	8 718 224 772 0	48	■	■	■														
10	heat exchanger 28 plates	8 718 665 318 0	51	■	■	■														
11	Seal 15mm	8 716 106 435 0	15	■	■	■														
12	Connection bush	8 710 305 385 0	16	■	■	■														
13	Connection bush	8 710 305 387 0	16	■	■	■														
14	Clip Wire 18mm (10x)	8 718 684 699 0	22	■	■	■														
15	gasket	8 718 225 110 0	11	■	■	■														
16	Washer 18.6x13.5x1.5 (10x)	8 710 103 045 0	11	■	■	■														
17	Washer 23.9x17.2x1.5 (10x)	8 710 103 043 0	12	■	■	■														
19	O-ring 17x4 (10x)	8 716 771 154 0	12	■	■	■														
20	O-ring 13,87x3,53 (10x)	8 716 771 155 0	22	■	■	■														
21	Adaptor with restrictor	8 718 225 779 0	18	■	■	■														
22	Pressure Gauge	8 718 224 344 0	29	■	■	■														
23	O-ring 2.62 x 6.02 ID EPDM (10x)	8 716 140 810 0	15	■	■	■														
24	Fixing bracket manometer	8 718 220 702 0	10	■	■	■														
25	Washer 18,5x24,3 (10x)	8 716 771 259 0	22	■	■	■														
26	Clip (10x)	8 711 200 024 0	22	■	■	■														
27	pipe	8 718 224 782 0	30			■														
27	Pipe DHW - horizontal application	8 718 224 889 0	28	■	■															
29	pipe	8 718 224 780 0	26	■	■	■														
30	Pipe flow lower horizontal application	8 718 224 888 0	29	■	■															
30	pipe	8 718 224 781 0	30			■														
31	Return pipe	8 710 735 324 0	30	■	■	■														
32	pipe	8 718 224 895 0	31	■	■	■														
33	pipe	8 718 224 783 0	29	■	■	■														
34	pipe	8 718 224 899 0	29	■	■	■														
35	pipe HV cylinder	8 718 224 900 0	27	■	■	■														
36	Pipe	8 718 226 390 0	18	■	■															
36	pipe	8 718 224 893 0	28			■														
37	Inlet adaptor	8 716 106 439 0	19	■	■															
37	Return pipe	8 710 735 396 0	27			■														
38	SAFETY CLIP INLET ADAPTER	8 716 106 432 0	12	■	■	■														

CSW 14/75-3, 24/75-3, 30-3
SP400-2, 400-3

Tubes

5

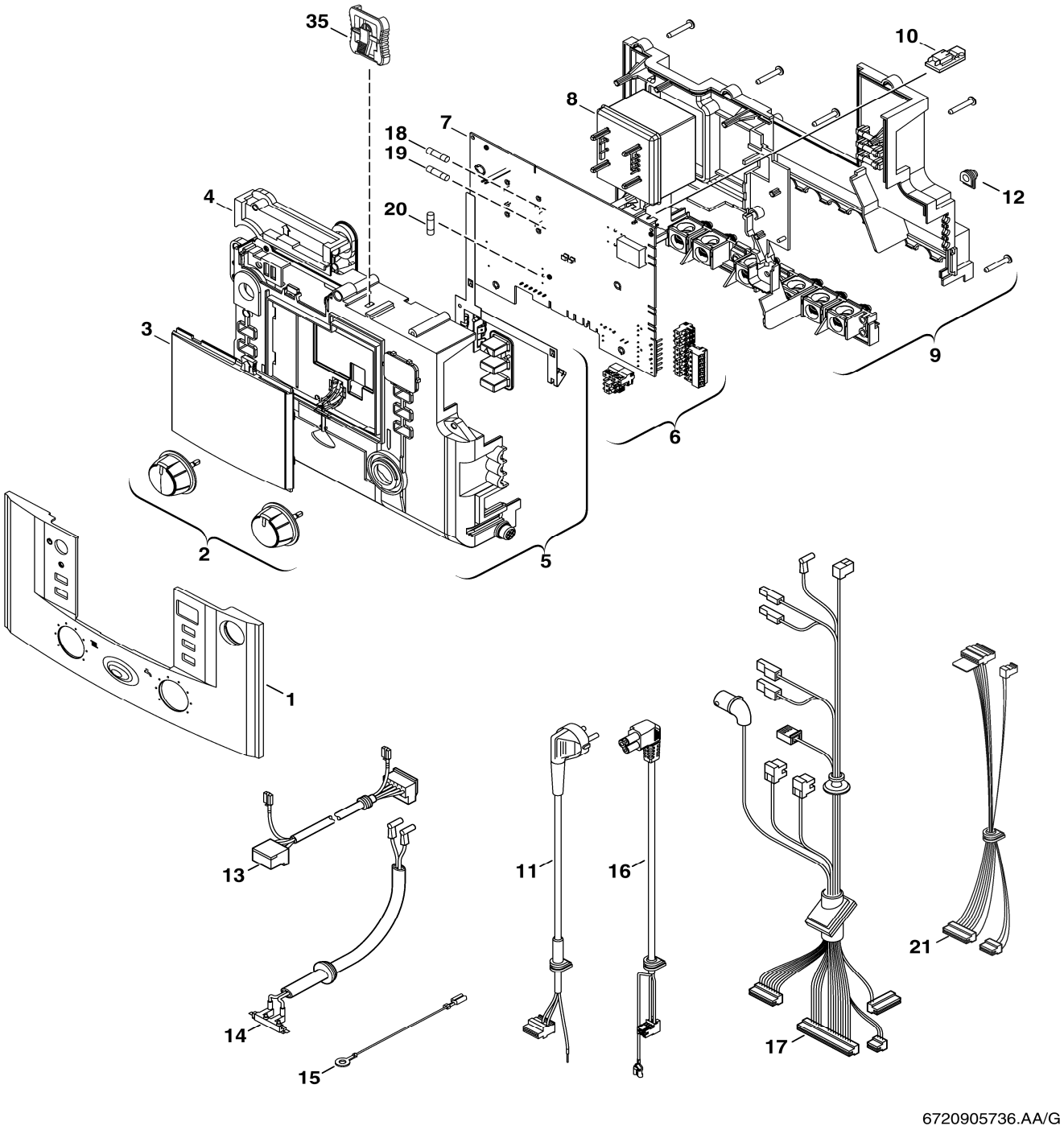

Control box

6

CSW 14/75-3, 24/75-3, 30-3
SP400-2, 400-3

Pos	Description	Ordering no.	PG	CSW14/75-3	CSW24/75-3	CSW30-3														Remarks
1	Shield	8 718 220 398 0	26	■	■															
2	Rotary handle	8 712 000 129 0	20	■	■	■														
3	Cover	8 711 000 302 0	18	■	■	■														
4	Cover	8 717 207 680 0	16	■	■	■														
5	Upper housing	8 717 207 678 0	35	■	■	■														
6	Set of connectors	8 714 404 348 0	26	■	■	■														
7	Printed Circuit	8 748 300 745 0	51	■	■	■														
8	Transformer	8 717 201 052 0	29	■	■	■														
9	Backpanel	8 717 207 679 0	35	■	■	■														
10	Code plug 2104 (21,23)	8 714 432 104 0	15	■																
10	Code plug 2105 (31)	8 714 432 105 0	15	■																
10	Code plug 2102 (21,23)	8 714 432 102 0	15		■															
10	Code plug 2103 (31)	8 714 432 103 0	15		■															
10	Code plug 2100 (21,23)	8 714 432 100 0	14			■														
10	Code plug 2101 (31)	8 714 432 101 0	15			■														
11	cable 230V	8 714 411 338 0	28	■	■	■														
12	Grommet (10x)	8 710 506 185 0	16	■	■	■														
13	Centrifugal blower cables	8 714 411 331 0	25	■	■	■														
14	Ignition Harness	8 716 106 799 0	29	■	■	■														
15	Ground cable	8 716 106 980 0	10	■	■	■														
16	Pump cable loading pump	8 718 220 422 0	18	■	■															
16	Pump cable	8 716 107 329 0	17			■														
17	Cable tree	8 737 700 173 0	35	■	■															<FD918 (02.2019)
17	cable 24V	8 718 225 174 0	29			■														<FD918 (02.2019)
17	Cable tree	8 737 708 508	35	■	■															>FD919 (03.2019)
17	Cable 24V	8 737 708 505	36			■														>FD919 (03.2019)
18	Fusing element T1,6A (10x)	1 904 522 740 0	15	■	■	■														
19	Fusing element T0,5A (10x)	1 904 522 730 0	15	■	■	■														
20	Fusing element T2,5A (10x)	1 904 521 342 0	20	■	■	■														
35	Clip	8 718 225 176 0	10	■	■	■														
	gas conversion kit 21/23>31	8 737 701 805 0	15	■																
	gas conversion kit 31>21/23	8 737 701 806 0	15	■																
	gas conversion kit 21/23>31	8 737 701 807 0	15		■															
	gas conversion kit 31>21/23	8 737 701 808 0	15		■															
	gas conversion kit 21/23>31, 50mbar	8 719 001 192 0	15			■														
	gas conversion kit 31>21/23	8 719 001 193 0	15			■														

CSW 14/75-3, 24/75-3, 30-3
SP400-2, 400-3

Control box

6

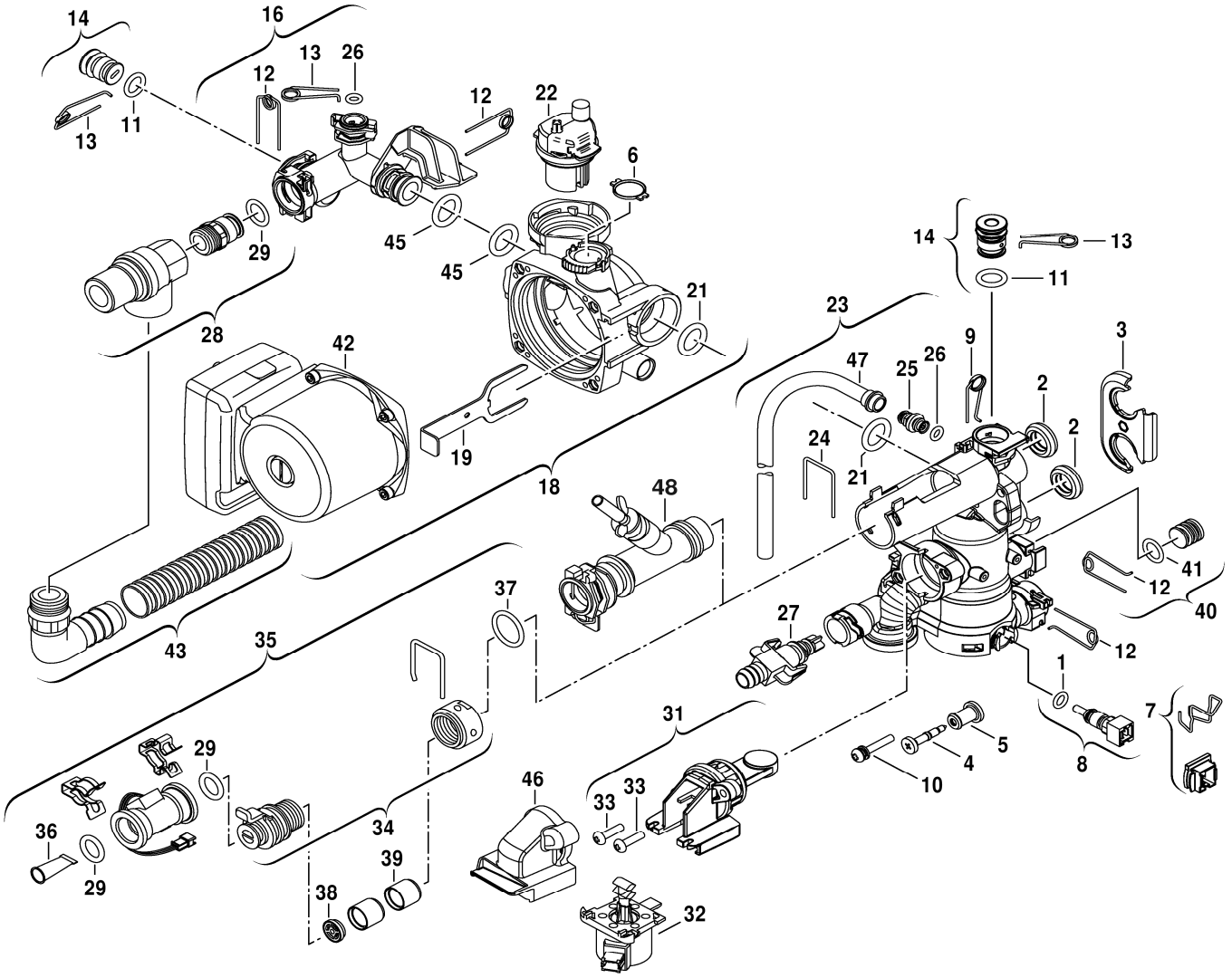
14
16
13
26
12
11
13
12
22
6
29
45
45
21
28
42
19
18
23
14
13
11
9
3
47
25
26
2
2
24
21
48
41
12
40
37
27
12
43
35
1
7
31
29
5
4
8
10
46
33
33
36
34
29
39
38
32
6720905737.ac.G

Pos	Description	Ordering no.	PG	CSW14/75-3	CSW24/75-3	CSW30-3														Remarks
1	O-ring 7,75x2,1 (10x)	8 710 205 080 0	11	■	■	■														
2	Seal 15mm	8 716 106 435 0	15	■	■	■														
3	panel	8 718 224 878 0	13	■	■	■														
4	SCREW M5X32	8 716 771 687 0	10	■	■	■														
5	RUBBER BUSHING	8 716 106 425 0	10	■	■	■														
6	Washer 18,5x24,3 (10x)	8 716 771 259 0	22	■	■	■														
7	casing NTC, with spring	8 718 225 596 0	15	■	■	■														
8	Temperature sensor	8 714 500 054 0	25	■	■	■														
9	Retaining spring 10mm (10x)	8 716 771 167 0	12	■	■	■														
10	Screw & washer assembly M5x30	8 716 106 452 0	14	■	■	■														
11	O-ring 12,5x3 WRAS / KTW (1x)	8 716 106 748 0	10	■	■	■														
12	Clip Wire 18mm (10x)	8 718 684 699 0	22	■	■	■														
13	Safety Clip 13mm (1x)	8 716 106 549 0	10	■	■	■														
14	Plug	8 716 106 566 0	10	■	■	■														
16	Tee	8 715 502 114 0	18	■	■	■														
18	Pump UPM 15-70CHG	8 718 221 728 0	51	■	■	■														
19	SAFETY PUMP CLIP	8 716 106 438 0	12	■	■	■														
21	O-ring 23x4 (x10)	8 716 771 353 0	14	■	■	■														
22	Air vent valve	8 716 106 445 0	26	■	■	■														
23	mixing unit	8 718 225 234 0	48	■	■	■														
24	Saftey Clip Supply Sensor	8 716 106 488 0	10	■	■	■														
25	Pressure relief valve DHW	8 717 401 029 0	26	■	■	■														
26	O-ring 2.62 x 6.02 ID EPDM (10x)	8 716 140 810 0	15	■	■	■														
27	Filling valve	8 716 771 432 0	25	■	■	■														
28	Safety relief valve	8 717 401 035 0	26	■	■	■														
29	O-ring 13,87x3,53 (10x)	8 716 771 155 0	22	■	■	■														
31	Diverter valve assembly	8 737 703 079 0	45	■	■	■														
32	motor mixer module	8 718 225 426 0	42	■	■	■														
33	SCREW M5 STAINLESS	8 716 106 848 0	16	■	■	■														
34	Adapter Turbine	8 718 220 403 0	21			■														
35	Flow sensor assembly	8 716 115 754 0	30			■														<FD918 (02.2019)
35	Flow sensor assembly	8 737 711 079	30			■														>FD919 (03.2019)
36	DHW Filter insert	8 716 106 486 0	18			■														
37	O-ring 22x3 EPDM (10x)	8 716 106 747 0	16			■														
38	Flow regulator type E-W 12 l/min red	8 716 141 061 0	18			■														
39	SILENCER BODY	8 716 106 485 0	18			■														
40	Plug	8 716 106 567 0	10	■	■	■														
41	O-ring 16x3 EPDM (10x)	8 716 107 436 0	16	■	■	■														
42	pump motor	8 718 664 581 0	47	■	■	■														
43	Hose	8 710 725 760 0	22	■	■	■														
45	O-ring 17x4 (10x)	8 716 771 154 0	12	■	■	■														
46	Cover Valve	8 718 225 374 0	10	■	■	■														
47	Hose	8 718 226 427 0	14	■	■															
48	Adapter	8 718 221 327 0	28	■																
48	Adapter	8 718 222 305 0	28		■															

CSW 14/75-3, 24/75-3, 30-3
SP400-2, 400-3

Hydraulic block

7

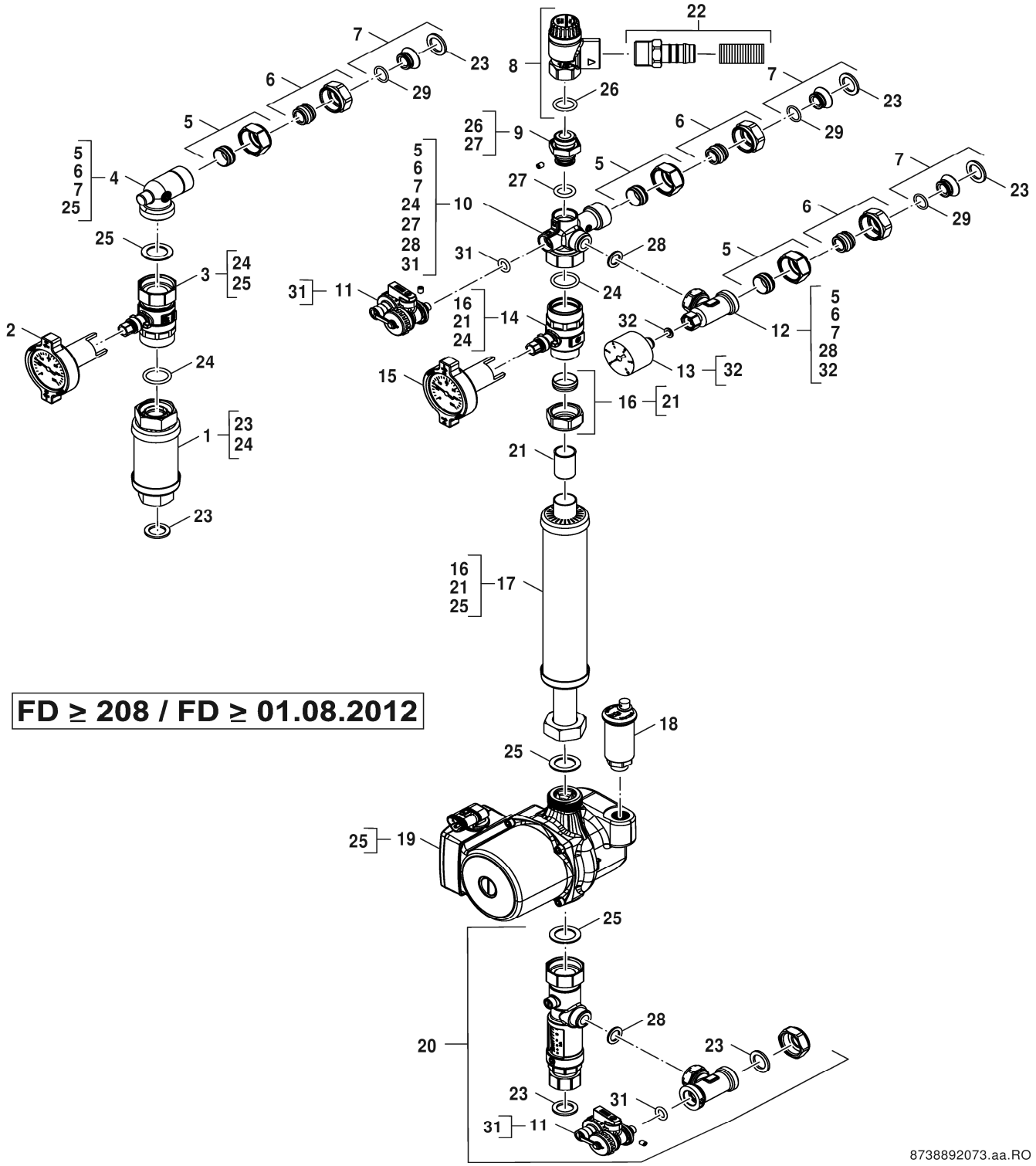
FD ≥ 208 / FD ≥ 01.08.2012
8738892073.aa.RO

Pos	Description	Ordering no.	PG	SP400 SHU-4 C	SP400-2	SP400-3														Remarks
1	flow pipe	8 718 663 310 0	35	■	■	■														
2	handle red	8 718 663 292 0	27	■	■	■														
3	flow line non-return valve 1"	8 718 663 299 0	39	■	■	■														
4	Elbow	8 718 663 290 0	31	■	■	■														
5	Nut 3/4" - clamping ring 18 mm	8 718 663 293 0	28	■	■	■														
6	Nut 3/4" - clamping ring 15 mm	8 718 663 335 0	26	■	■	■														
7	adaptor - seal	8 718 663 300 0	26	■	■	■														
8	Safety valve	8 737 702 983 0	30	■	■	■														
9	adaptor 1/2"	8 718 663 283 0	28	■	■	■														
10	T piece manifold	8 718 663 301 0	34	■	■	■														
11	Connector	8 718 662 662 0	29	■	■	■														
12	T piece manometer	8 718 663 309 0	31	■	■	■														
13	manometer	8 718 663 306 0	27	■	■	■														
14	return line non-return valve	8 718 663 353 0	37	■	■	■														
15	Valve handle blue	8 718 543 623 0	27	■	■	■														
16	nut 22 mm	8 718 663 280 0	27	■	■	■														
17	return pipe	8 718 663 279 0	38	■	■	■														
18	quick-action air vent valve	8 718 662 658 0	41	■	■	■														
19	Pump solar PM2 15-65 AOS	8 718 664 304 0	54	■		■														
19	Pump 15 50 AOS	8 737 707 852	49		■															
20	flow regulator	8 718 663 276 0	44	■	■	■														
21	return pipe	8 718 663 279 0	38	■	■	■														
22	Hose	8 737 703 083 0	28	■	■	■														
23	Gasket 24,3x16,2x2 (10x)	8 718 662 990 0	28	■	■	■														
24	O-Ring 20x3 (10x)	8 718 662 998 0	29	■	■	■														
25	Gasket 30x20x1,5mm (10x)	8 718 662 991 0	29	■	■	■														
26	O-Ring 17x3 (10x)	8 718 662 996 0	29	■	■	■														
27	O-ring 13,87x3,53 (10x)	8 718 663 287 0	28	■	■	■														
28	Gasket 18,6x12 (10x)	8 737 703 155 0	28	■	■	■														
29	O-ring 14x2 (10x)	8 718 663 305 0	28	■	■	■														
31	O-Ring 9x3 (10x)	8 718 662 995 0	28	■	■	■														
32	Flat gasket 10,5x6x1,5 (10x)	8 718 663 315 0	27	■	■	■														

CSW 14/75-3, 24/75-3, 30-3
SP400-2, 400-3

Solar hydaulics

8A

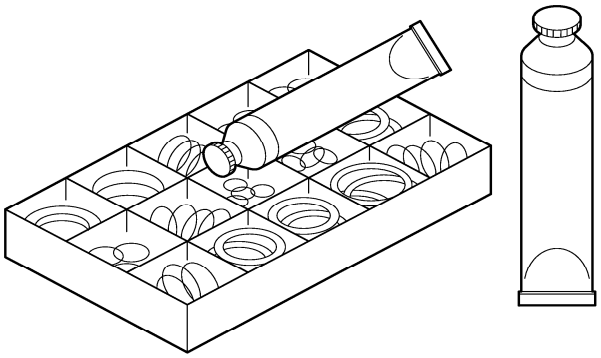

6720904217.AA/G

Pos	Description	Ordering no.	PG	CSW14/75-3	CSW24/75-3	CSW30-3														Remarks
	Accessory Nr. 1156	7 719 003 006		■	■	■														
	Accessory Nr. 1157	7 719 003 007		■	■	■														
	Grease HFT1V5	8 709 918 010 0	19	■	■	■														
	Grease Unisilkon L641	8 709 918 413 0	19	■	■	■														
	Washer 23.9x17.2x1.5 (10x)	8 710 103 043 0	12	■	■	■														
	Washer 18.6x13.5x1.5 (10x)	8 710 103 045 0	11	■	■	■														
	Clip	8 711 301 084 0	18	■	■	■														
	Barrel nipple 3/4" (1x)	8 713 305 666 0	16	■	■	■														
	Barrel nipple	8 713 305 667 0	21	■	■	■														
	Heat conducting paste	8 719 918 658 0	30	■	■	■														
	SET OF O-RINGS	8 719 928 253 0	38	■	■	■														
	Set of washers	8 737 708 513	32	■	■	■														
	Set of washers compact hydraulic	8 737 708 514	29	■	■	■														
	Outside temperature sensor	8 747 207 101 0	28	■	■	■														

Types of appliances

Appliance	Ordering no.	Country	S-Nr.	Remarks
SP400 SHU-2	7 738 110 919	Austria,Belgium,Estonia,France,Germany,		
SP400 SHU-3	7 735 500 194	Austria,Belgium,Germany,Italy,Portugal,		
CSW 14/75-3 A 23	7 738 100 325	Estonia,Latvia,Lithuania,Poland		
CSW 24/75-3 A 23	7 738 100 324	Estonia,Latvia,Lithuania,Poland		
CSW 30-3 A 23	7 738 100 323	Estonia,Latvia,Lithuania,Poland		
SP400 SHU-4 C	7 735 501 754	Germany,Spain		

Bosch Thermotechnik GmbH
Junkersstr. 20-24
D-73249 Wernau / Germany